

Language and Vocabulary

LV18

Fishing for Plurals

Benchmarks: D.1a, D.1b



Objective

The child will identify and use regular and irregular plurals.



Materials

- Fish Picture Cards (Activity Master) - *Copy on cardstock, cut apart and laminate.*
- Fishing Pole - *Make from an unsharpened pencil, yarn, and magnet.*
- Paper Clips - *Attach one to each fish card.*
- Small Bucket or container - *Label basket "Catch of the Day".*



Activity

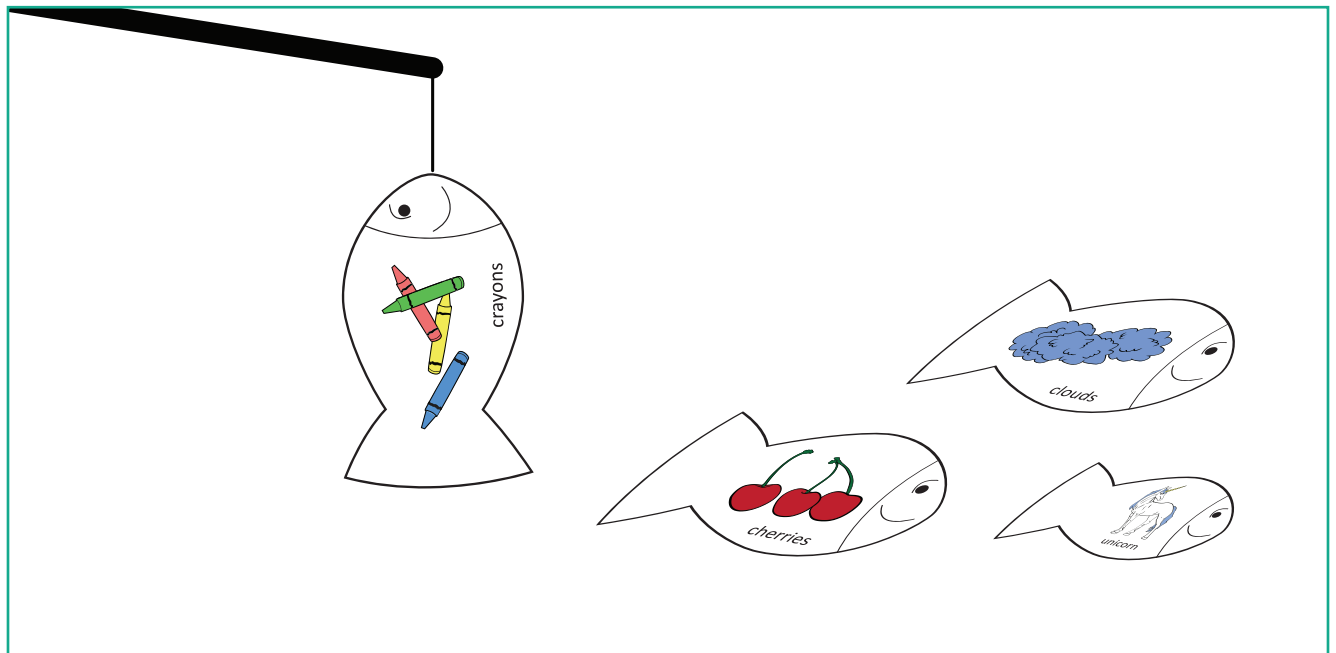
After teacher introduction, children will name regular and irregular plurals while playing a fishing game.

1. Spread out fish face down on the floor.
2. Child uses fishing pole to catch a Fish Card. Child names the picture on the card (e.g., feet) and uses it in a complete sentence. (e.g., My feet are big.)
3. Child determines whether the word is singular or plural.
4. Child keeps the big fish (plural cards) and places them in the "Catch of the Day" bucket and releases the small fish (singular cards) back to sea.
5. Continue until all the plural fish are caught.
6. Self check. (Singular fish are smaller than the plural fish).



Adaptations and Extensions

- Use fewer fish; add more pictures after words are introduced in class.
- Do not use any singular picture cards.
- Draw pictures of the plurals and then share with the group or class.

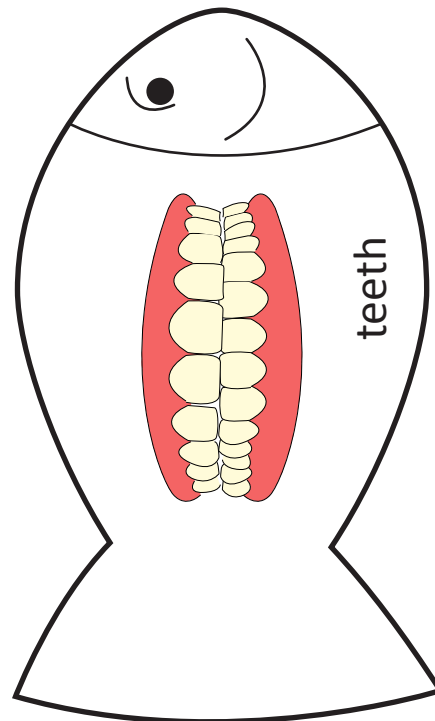
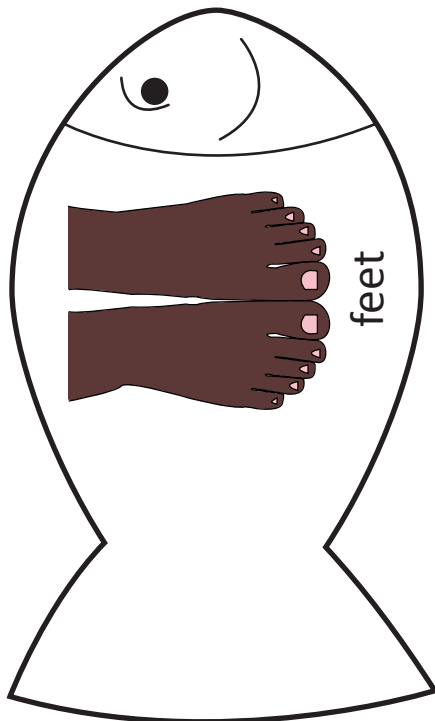



Language and Vocabulary

LV18

Fishing for Plurals

Benchmarks: D.1b



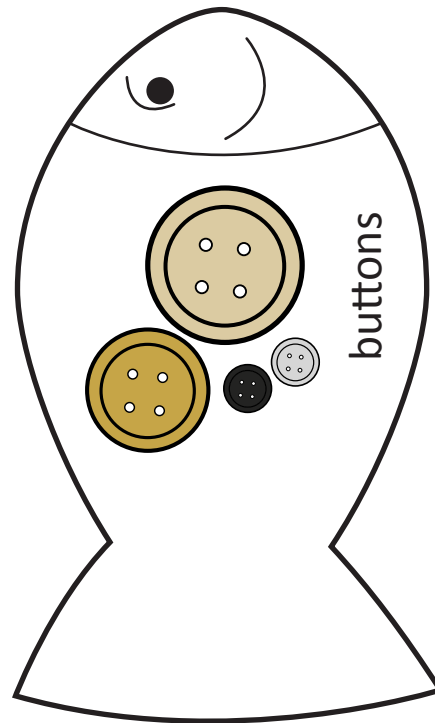



Language and Vocabulary

LV18

Fishing for Plurals

Benchmarks: D.1b

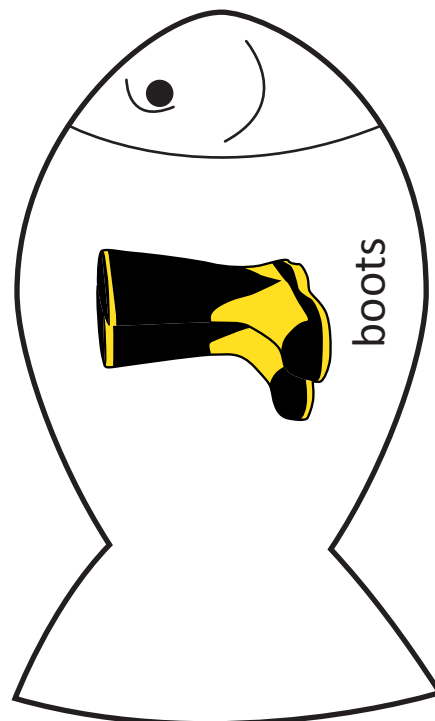
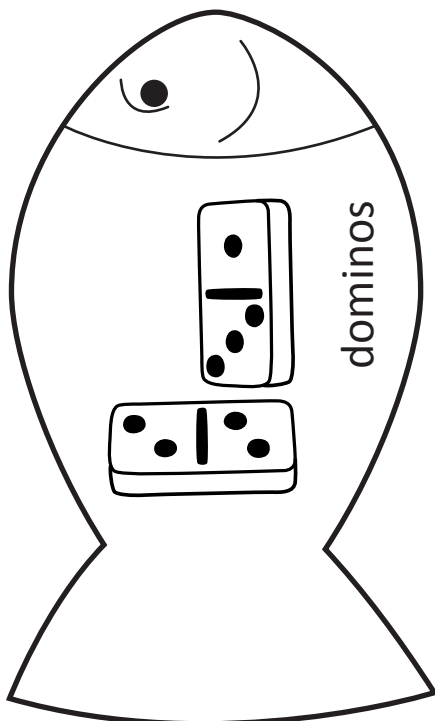
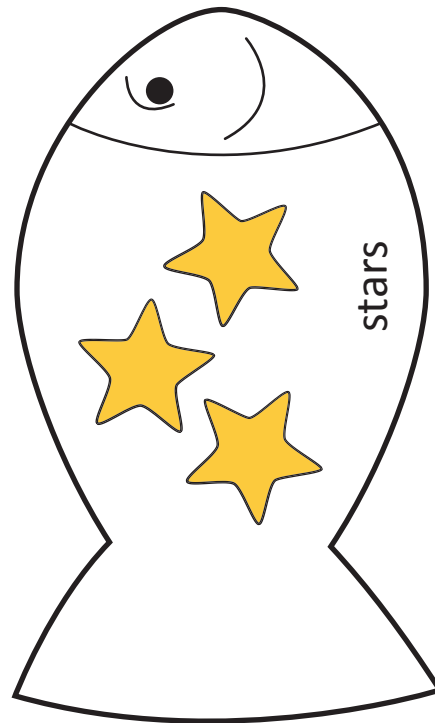
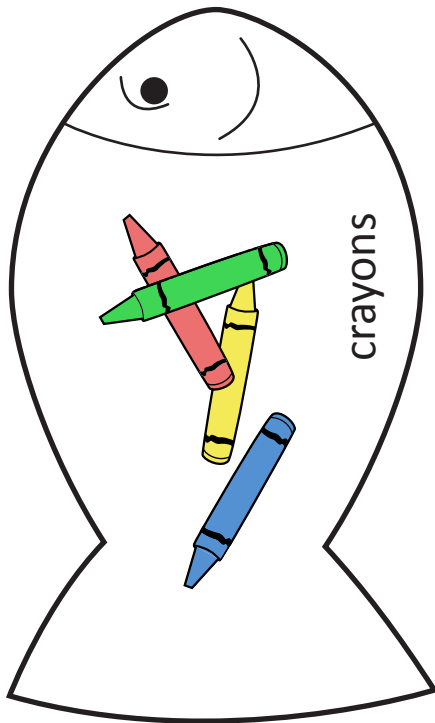


Language and Vocabulary

LV18

Fishing for Plurals

Benchmarks: D.1b



Language and Vocabulary

LV18

Fishing for Plurals

Benchmarks: D.1b

